
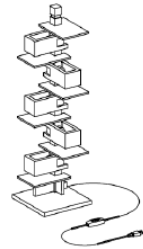



Code	SE309
Lamp	KOMARU10W*5
Flux	250.0 lm <small>1.000</small>
Efficiency	14.7 %
Downward	1.2 %
Upward	13.6 %
Max.Distance	
Section A	
Section C	
Section B	



TALIESIN 3		Angle	cd
		0°	0
		10°	0
		20°	0
		30°	0
		40°	0
		50°	1
		60°	1
		70°	1
		80°	0
		90°	0
		100°	1
		110°	2
		120°	4
		130°	11
		140°	18
		150°	27
		160°	11
		170°	5
		180°	5

